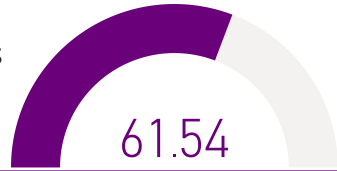


# SVRB Dashboard

TARGET  
ACTUAL



% of Targets  
Achieved



61.54

On Target


8

To Watch

2

## Employment

100% 100.00%




Real Living Wage

2.5% 2.6%



Apprenticeships

20% 21%




% of Women & BAME on GLT/ELT

3% 3%



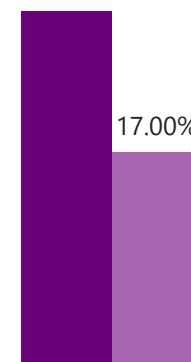
## Responsibility

£300K £291K



Spend on VCSEs

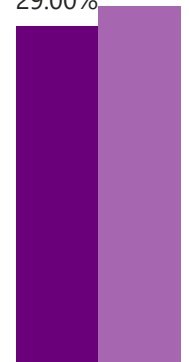
28.00%



% of Spend on SMF

17.00%


29.00% 30.76%



% of Spend on SMEs

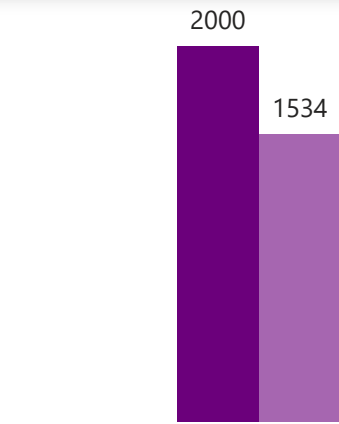
## Community

8000



Hrs Spent Volunteering

6955



Hrs Spent on Health & Well-being Training

2000

1534

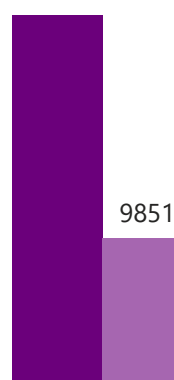


Armed Forces Recruitment

708

## Environment


25000



CO2 Emissions

9851

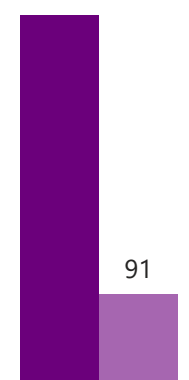
15.0%



EV% of Fleet

15.6%

376



Waste to Landfill

91

Click To See :

Employment

Community

Responsibility

Environment



# Employment

On Target

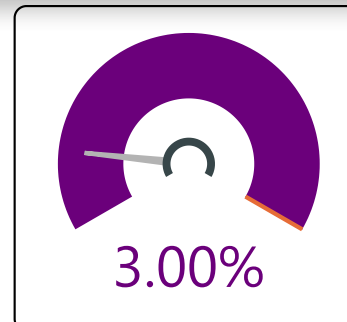
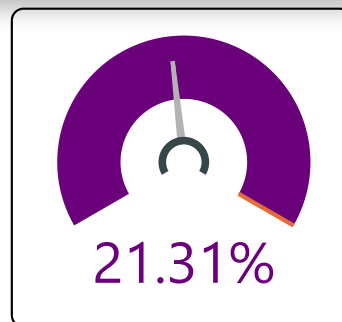
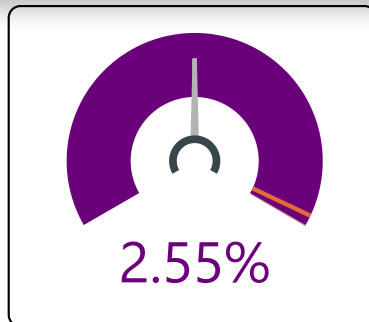
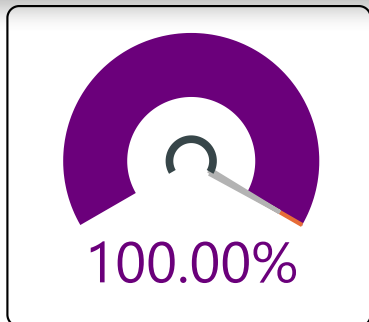
4

48277

Total Head Count


738

Total Live Apprenticeships




TARGET  
ACTUAL

100% 100.00%




% on Real Living Wage

2.50% 2.55%



% staff on Apprenticeships

20% 21%



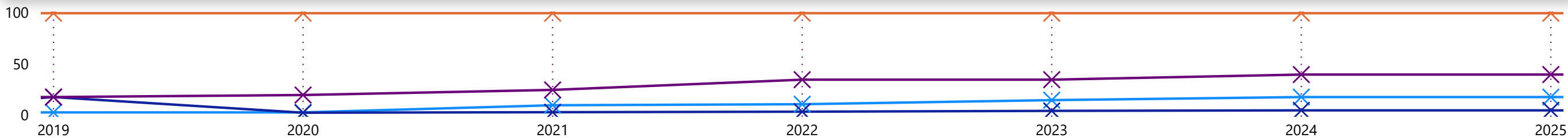
% of Women on GLT/ELT

3% 3%



% of BAME on GLT/ELT

## Current Performance Against Milestones



× % of BAME people on GLT/ELT × % of employees through Apprenticeship scheme × % of employees where Mitie control salary paid Real Living Wage × % of women on GLT/ELT



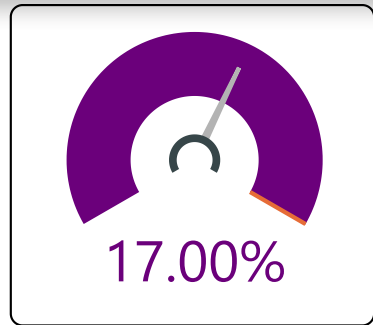
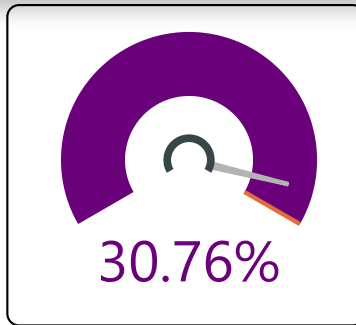
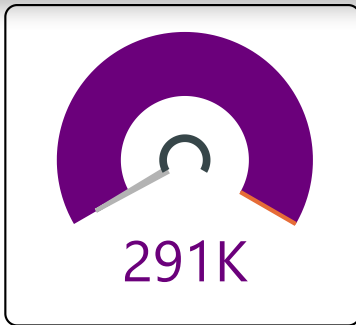
# Responsibility

On Target  
1


To Watch  
1

831M  
Total Procurement Spend


SME Spend with Public Sector  
43.00%



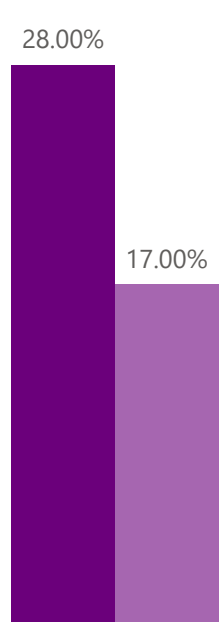
TARGET  
ACTUAL



Spend on VCSEs


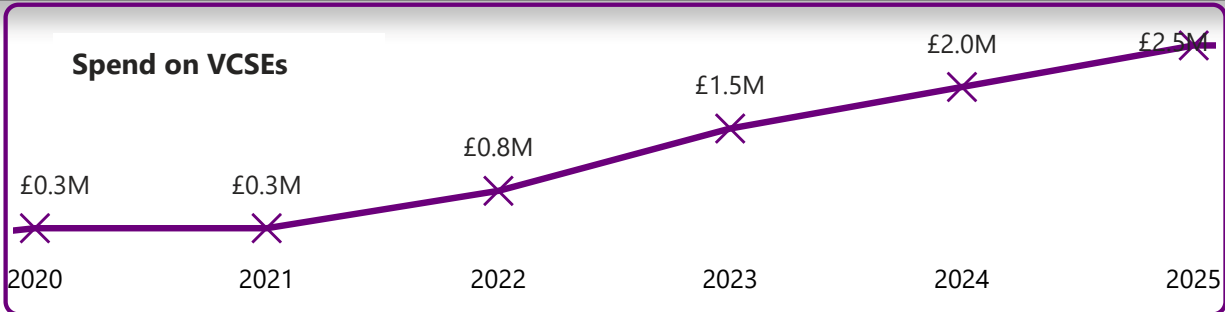


% of Spend on SMEs



% Of Spend on SMF

## Current Performance Against Milestones





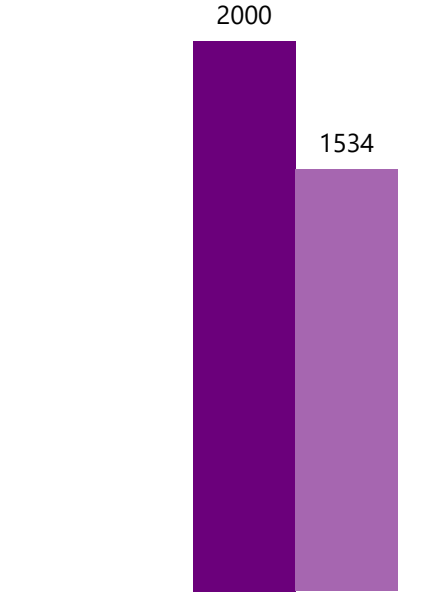
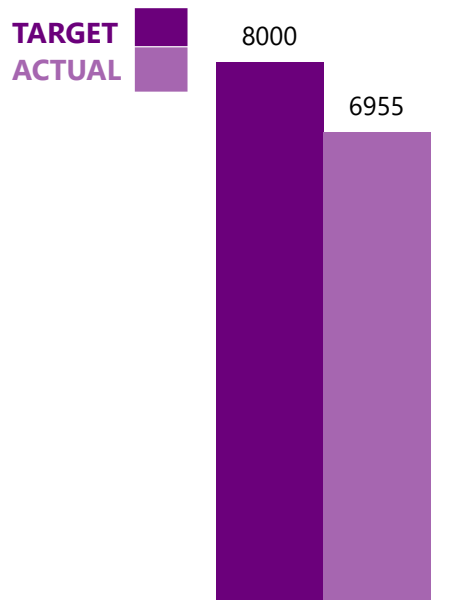
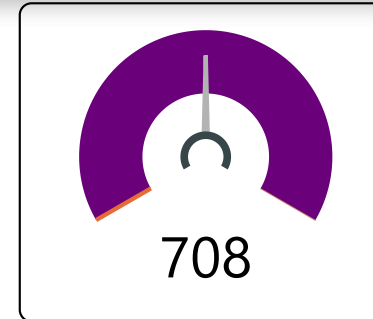
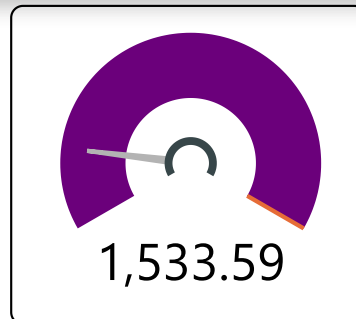
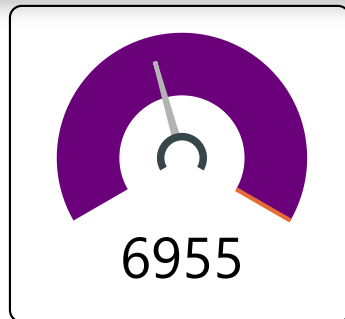
# Community

On Track  
3

2323  
Food delivery, food banks and Covid-19  
volunteer Support

1000  
NHS Volunteer Responder - Check-in and  
Chat Volunteer

251  
Health & Well-being Courses




Hrs Spent Volunteering

Hrs Spent on Health & Well-being Training

Armed Forces Recruitment

## Current Performance Against Milestones



× Armed Forces Recruitment × Hours Spent Volunteering × Number of hours training delivered on improving Health & Wellbeing



# Environment

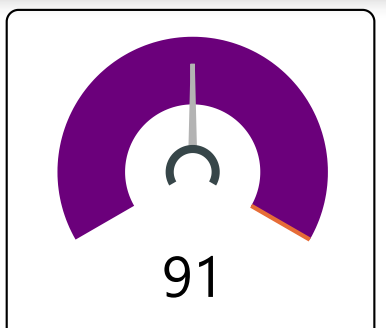
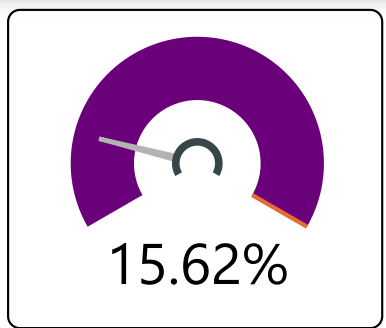
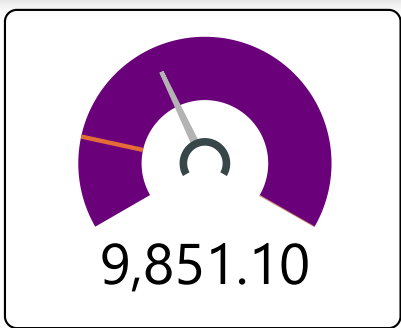
On Target  
**3**

On Track  
**1**

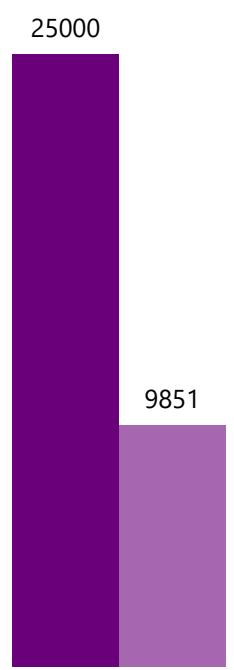
**7231535**  
Total Milage

**793**  
EV Amount


**5078**  
Total Fleet




TARGET  
ACTUAL



CO2 Emissions



EV % of Fleet



Waste

**\*Recycled waste will not reach 100% in the near future as there are some materials we dispose of that cannot be recycled.**

## Current Performance Against Milestones

CO2 Emissions Overtime

EV % of Fleet Overtime

Waste to Landfil